


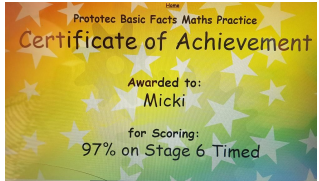









**Kea Whaanau E-Letter**  
**Term 1 - Week 2, Monday 15th February 2021**  
 Theme - Getting Started on Online Learning

Recommended Learning Activity (Reading)	Recommended Learning Activity (Writing)	Recommended Learning Activity (Maths)	Mindfulness Activity
 <p align="center"><a href="#">Storyline online</a> (Click the link to visit the website)</p> <p>This site has famous people reading a range of books out loud. Choose a book you would like to listen to and have a famous person read to you.</p>	 <p align="center"><a href="#">Pobble 365</a> (Click the link to visit the website)</p> <p>On this site there are some photos to inspire you. Find one you like. Sit and think about it. Then write anything that comes to mind about it. Just write.</p> <p>Please try and spend <u>15 minutes</u> per day 'writing'.</p>	 <p>Spend some time completing tasks on <a href="#">Prototec</a>. You can work on Basic facts, Times tables and even learn your numbers in Te Reo.</p> <p><i>This amazing website also generates certificates to show your achievements. See below for an example certificate:</i></p> 	 <p align="center"><b>MINDFULNESS</b></p> <p>Let's do some brain break exercises.      -<a href="#">Move and freeze song</a>  <a href="#">Brain breaks for kids</a></p>  <p align="center"><a href="#">Zumba Macarena</a></p>
Could do activity: Option 1	Could do activity: Option 2	Whanau Fun Activity	Whakataukii
 <p align="center"><b>Lets get creative!!</b></p> <p>We want to see how creative you can get with your origami designs. Find a clip on YouTube and create an origami design.</p> <p>Send your teacher a picture so we can see all of the creative origami designs.</p> <p>Here are a few clips you could try:</p> <ul style="list-style-type: none"> <li>- <a href="#">Lotus Flower Design</a></li> <li>- <a href="#">Elephant Design</a></li> <li>- <a href="#">T-Rex Design</a></li> </ul>	 <p>We are learning about how our brain works.</p> <ul style="list-style-type: none"> <li>- <a href="#">Watch this short video</a> and then fill in this diagram labelling the parts of the brain.</li> <li>- Diagram to label (see the email attachment named "Brain to Label")</li> </ul> 	 <p>The theme for this week's challenge is to Set Goals for the Year</p> <p>Sit down as a Whanau and set goals for this year</p> <p>Eg - Create a family timetable</p> <ul style="list-style-type: none"> <li>- Sit down and play a board game</li> <li>- Learn a language together</li> <li>- Learn an instrument</li> <li>- Make a meal together</li> </ul> <p>Send your teacher a picture so we can see all of the neat things you are doing with your whaanau.</p>	 <p align="center"><b><i>Ka mate kāinga tahi, ka ora kāinga rua.</i></b></p> <p align="center"><i>"A first home dies, a second house lives".</i></p> <p align="center">With resilience and improvisation there is always another way. Don't give up.</p>

Ngaa mihi maioha,  
Kea Whaanau